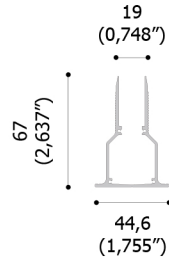


RECESSING BOXES

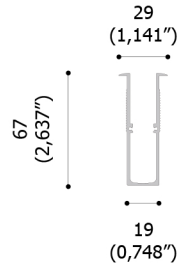
Type A - anodized aluminium

- CSF.0001.0** trimless recessing box 520 mm (20,472")
- CSF.0002.0** trimless recessing box 1020 mm (40,157")
- CSF.0003.0** trimless recessing box 1520 mm (59,842")
- CSF.0004.0** trimless recessing box 2020 mm (79,527")



Type B - anodized aluminium

- CSF.0005.0** recessing box with trim 520 mm (20,472")
- CSF.0006.0** recessing box with trim 1020 mm (40,157")
- CSF.0007.0** recessing box with trim 1520 mm (59,842")
- CSF.0008.0** recessing box with trim 2020 mm (79,527")

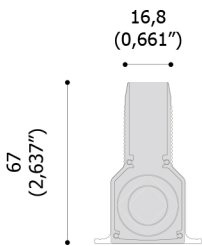


For corner or external edge products, order a linear recessing box to be cut on site.

ACCESSORIES

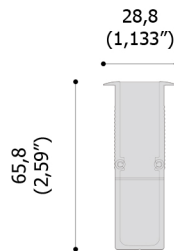
ACC.0001.0

couple of end caps for recessing box type A



ACC.0002.0

couple of end caps for recessing box type B



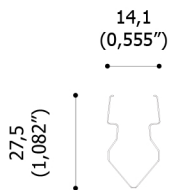
ACC.0003.0

alignment kit for housing boxes type A and B



ACC.0006.0

fixing spring



ACC.0028.0

safety steel wire for ceiling installation for preventing accidental fall

ACC.0004.0

tool for pulling out the module from the housing box



Advices for springs application

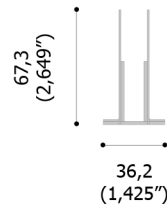
Floor installation	2 springs: 520mm - 1020 mm (20,472" - 40,157")
	3 springs: 1520mm - 2020 mm (59,842" - 79,527")
Ceiling installation	3 springs: 520mm - 1020 mm (20,472" - 40,157")
	4 springs: 1520mm - 2020 mm (59,842" - 79,527")

RECESSING BOXES

Type A - stainless steel 316L

CSF.0103.0 trimless recessing box 520 mm (20,472")

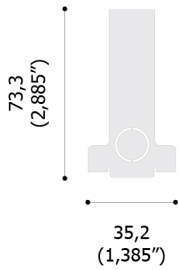
CSF.0104.0 trimless recessing box 1020 mm (40,157")



ACCESSORIES

ACC.0145.0

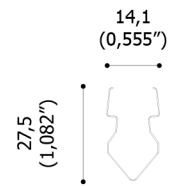
couple of end caps for stainless steel recessing box

**ACC.0004.0**

tool for pulling out the module from the housing box

**ACC.0006.0**

fixing spring

**Advices for springs application**

2 springs: 520mm (20,472")

3 springs: 1020mm (40,157")